




Chroma-Q™

Color Charge Plus



Improved Brightness, Battery Powered LED Fixture

The Chroma-Q™ Color Charge Plus™ is a higher output version of the original battery powered, wireless DMX fixture. It is ideal for any temporary indoor lighting applications where wiring is a challenge or where install speed is critical, transforming a venue in minutes.

50% More Lumen Output

The Color Charge Plus utilises the very latest generation of LED and optics, resulting in 50% more output (900 lumens) than the original Color Charge (600 lumens) from the same size unit.

Nickel-Metal Hydride Battery

The Color Charge Plus fixture's environmentally friendly design includes a recyclable long life battery cell and an interchangeable LED head for upgrading in the future. The highly efficient nickel-metal hydride (NiMH) power cell delivers up to 30 hours usage from a single charge and provides up to 1,000 charges; approximately double the life of lead-acid batteries. The fixture also features a built-in mains charger that enables it to continue to be used while charging, and a gas gauge showing the percentage and hours of usage remaining.



Wireless

The Color Charge Plus features Wireless Solutions wireless DMX control and syncing between units, allowing connection of up to 170 fixtures on a single network. With a wireless range of 100m in a crowded room and 200m with a clear line of site, the Color Charge Plus is ideal for large indoor spaces. Also, the unit's wireless aerial folds away discreetly for convenient transportation.

Master/Slave

The plug and play fixture also features synchronised effects between units, slave modes allowing simple opposite a/b colour effects and a built-in stand-alone playback mode.

High Quality Light

Part of the new generation of Chroma-Q LED lighting models, the Color Charge Plus utilises unique colour mixing and control management technologies providing a high quality light output.

The Chroma-Q RGBA engine has been developed to deliver an incredible CRI of 92, for true colour balance across the spectrum and accurate tungsten white light

emulation. The fixture utilises unique ColorSure™ technology for enhanced colour consistency across fixtures.

Theatrical Grade Dimming

The unit also features smooth, theatrical grade dimming, making it suitable for a wide range of temporary entertainment and architectural lighting applications.





Practical

Featuring a quick focus click mechanism providing stepped beam angles, the remote head can be quickly and easily positioned. For discreet usage, the unit features a black body and optional half hat snoot to hide the lens source from view.

The Color Charge Plus can be floor mounted or hung from truss via 1/2" nutsert and safely secured in place via a built-in Kensington lock slot. For maximum practicality, the Color Charge Plus can also be mains powered and controlled via wired DMX.

Key Features

- 900 lumens output – super bright for a battery powered fixture
- 50% more light output than original Color Charge
- Battery powered LED fixture - no need for mains power
- Long battery life - NiMH battery lasts up to 30 hours
- Long product life - up to 1,000 battery recharges
- Wireless control and syncing between units - no cables
- RGBA - improved colour rendition and a wider colour range
- High CRI of 92
- Theatrical grade dimming
- Future proof - interchangeable head
- Green design





Color Charge Plus Technical Specification

Product Code	CHCCPRGBA
Dimensions	140mm x 230mm x 280mm / 5.5" x 9" x 11"
Weight	7.5kg / 16lbs
Shipping Dimensions	330mm x 304mm x 190mm / 13" x 12" x 7.5"
Shipping Weight	8kgs / 18lbs
Power (for charging only)	100-240V AC, 50-60 Hz, 160VA
Power Consumption	77W @ 120V AC (Charging)
Power Connector In/Out	IEC
Data Connectors In/Out	XLR 5-pin
Control Protocol	ANSI E1.11 USITT DMX 512-A, wireless W-DMX

Operating Temperature	0°C to 40°C
Cooling System	Convection
Construction	Anodised aluminium extrusion
Colour	Black
Built-In Hardware	1/2" nutsert, kensington lock slot
IP Rating	IP20
Approvals	CISPR 22 :2006/EN55022 :2006 CISPR 24 :1997/ EN55024 :1998 ICES-003 :2004 & FCC Part 15 Subpart B: 2007, CSA C22. No. 166-M1983: R2008 UL 1573:2003; UL 8750

Control & Photometric

LEDs	1 x RGBA cell, total 12 LEDs
Control Modes	5 channels St RGBI (*Magic Amber) 5 channels Fx HSI 3 channels RGB 4 channels RGBA 1 channel DMX Look Select Demo Stand-alone Master
Dimming Curve	Theatrical
Variable Effects Engine	Yes
Effects Parameters	Colour speed, colour fan, colour range, colour step, intensity effects and intensity fan

Hot Lumen Output	900 (Red: 132, Green: 475, Blue: 46, Amber: 117)
Optics	Specialised close focus lens
Beam Angle	22° (Approx.)
Beam Distribution	Symmetrical direct illumination
CCT	Adjustable 1,000 - 10,000K
Colour Gamut	Performance enhanced
CRI	92
Lamp Life	L70 at 50,000 hours

Accessories

CHCCHHS	Chroma-Q Half Hat Snoot for Color Charge
CHCCBP	Chroma-Q Replacement Battery Pack for Color Charge

CHCCCI	Chroma-Q Power Cradle to take 3 Color Charge units
--------	--

*Magic Amber is the term used for the unit's ability to bring in amber when mixing colours that require it.



Stepped Beam Angles




Optional Half Hat Snoot



Optional Power Cradle



Built-in Mains Charger



Built-in M12 Nutsert

For the latest news and information on the Chroma-Q range, visit www.chroma-q.com