



Chroma-Q™ Color Span™ LED Fixture

Part No:
CHSP..(followed by
your 5 option codes)

S P E C I F I C A T I O N S H E E T

V 1.3

DESCRIPTION

The LED fixture shall:

- Be suitable for creating a wide range of wall wash, cove, effects and feature lighting applications in the architectural and entertainment sectors.
- Offer a choice of IP rating, body length, body colour, LED colour and optic configurations.
- Provide a powerful 1,500 hot lumens output per 1.2m / 4 foot in a low profile, compact design.

- Feature a choice of 2, 6 & 18 way power supplies (based on the power requirements for 1.2m / 4 foot length units).
- Feature a smooth, linear dimming curve.
- Offer an optional hidden amber control mode when mixing RGB LEDs.
- Feature a built-in stand alone mode.
- Be manufactured from extruded lightweight material.
- Include an angle bracket for hanging or floor standing.

FEATURES

- Choose from a vast range of configurations:

IP rating: indoor (IP20) or outdoor (IP67) rated use.

Body length: 400mm / 16", 800mm / 32", or 1,200mm / 48".

Body colour: 10 colours, including stock Black, White or Silver.

LED colours (4 per circuit): RGBA, single colour Red, Green, Blue, Amber, Cool White, Warm White, or any colour combination.

Optics: narrow, medium or wide beam angles.

- Low profile LED cove lighting & wall wash system.
- Suitable for a wide range of lighting applications in the architectural & entertainment sectors.
- Ultra bright 1,500 hot lumens per 1.2m / 4ft.
- Choice of 2, 6 & 18 way power supplies.
- Smooth, linear dimming curve.
- Ultra slim design.

- Optional RGB (*Magic Amber™) control mode - automatically & seamlessly blends the Amber alongside the RGB LEDs for a better range of warmer colours & superior colour rendition index (up to 82%).
- High quality Chroma-Q components & innovative technologies.
- Can be controlled via built-in stand alone mode or connected to additional equipment via DMX.
- Heavy gauge anodised aluminium extrusion, lightweight yet extremely robust.
- L70 up to 50,000 hours - very low maintenance & cost of ownership.
- Highly efficient solid state technology - wash a 21.6m / 72 foot long wall from just a single wall outlet.
- Supplied with versatile angle bracket - can be wall, ceiling or floor mounted.

SPECIFICATION (PART 1)

	400mm / 16" Length	800mm / 32" Length	1,200mm / 48" Length
Net Dimensions:			
IP20 Rated Enclosure (A x B x C)	446mm x 96mm x 54mm 17.6" x 3.8" x 2.1"	852mm x 96mm x 54mm 33.5" x 3.8" x 2.1"	1,258mm x 96mm x 54mm 49.6" x 3.7" x 2.1"
IP67 Rated Enclosure (A x B x C)	456mm x 101mm x 62mm 17.9" x 4.0" x 2.5"	862mm x 101mm x 62mm 33.9" x 4.0" x 2.5"	1,269mm x 101mm x 62mm 49.9" x 4.0" x 2.5"
Net Weight:			
IP20 Rated Enclosure	1.1kg / 2.5lbs	2.0kg / 4.5lbs	2.8kg / 6.1lbs
IP67 Rated Enclosure	2.5kg / 5.5lbs	4.7kg / 10.4lbs	6.3kg / 13.8lbs
Shipping Dimensions:			
IP20 Rated Enclosure	584mm x 152mm x 114mm 23.0" x 6.0" x 4.5"	991mm x 152mm x 114mm 39.0" x 6.0" x 4.5"	1,422mm x 152mm x 114mm 56.0" x 6.0" x 4.5"
IP67 Rated Enclosure	584mm x 152mm x 114mm 23.0" x 6.0" x 4.5"	991mm x 152mm x 114mm 39.0" x 6.0" x 4.5"	1,422mm x 152mm x 114mm 56.0" x 6.0" x 4.5"
Shipping Weight:			
IP20 Rated Enclosure	1.5kg / 3.3lbs	2.8kg / 6.2lbs	3.7kg / 8.2lb
IP67 Rated Enclosure	3.0kg / 6.5lbs	5.2kg / 11.5lbs	6.8kg / 15.0lbs
LEDs:	4 x 4 LED cells, total 16 LEDs	8 x 4 LED cells, total 32 LEDs	12 x 4 LED cells, total 48 cells
Hot lumen Output (RGBA LED Circuits):	500 hot lumen	1,000 hot lumen	1,500 hot lumen

* Magic Amber is the term used for the unit's ability to bring in amber when mixing colours that require it.

www.chroma-q.com

All Chroma-Q LED products are licensed by Color Kinetics. Chroma-Q and all associated product names are recognised trademarks, for more information visit www.chroma-q.com/trademarks. The rights and ownership of all trademarks are recognised. The information contained herein is correct at the time of printing, however as we are constantly refining our product range we reserve the right to change the specification without notice. E60E.





Chroma-Q™ Color Span™ LED Fixture

Part No:
CHSP...(followed by
your 5 option codes)

S P E C I F I C A T I O N S H E E T

V 1.3

SPECIFICATION (PART 2)

Connector In: Ethercon - RJ45. See separate power supply data sheets for additional info
 Beam Angle (approx): Narrow (12°), medium (23°) or wide (40°)
 Control: ANSI E1.11 USITT DMX 512-A
 CCT: Adjustable 1,000 - 10,000K
 Cooling: Convection
 Construction: Anodised aluminium extrusion
 Built-in Hardware: Angle bracket for wall, ceiling & floor mounting
 Control Modes: FxHSI, HSI, RGB (*Magic Amber), RGBA & RGBI (*Magic Amber)
 Effects Engine: Yes. See separate power supply data sheets for additional info
 Stand-alone Mode: Yes. See separate power supply data sheets for additional info
 Optics: Specialised close focus lens
 Beam Distribution: Symmetrical direct illumination
 Maximum Cable Run: 60m / 200'
 CRI: Up to 82%
 Colour Gamut: Performance enhanced
 Lamp Life: L70 up to 50,000 hours
 Colour: Black, White, Silver, Gold, Green, Red, Pewter, Champagne, Blue & Light Bronze
 Approvals: EN55103-1, EN55103-2, ICES-003 / FCC PART 15

ORDERING INFORMATION

Configure the Color Span fixture by choosing from the following options:

IP Rating	Length (in mm)	Body Colour	LED Colours (in sets of x4 LEDs)	Beam Angle	= Your Product Guide
IP20	400	BK = Black	R = Red	N = Narrow	CHSP...(followed by your 5 option codes)
IP67	800	WH = White	G = Green	M = Medium	
	1,200	SI = Silver	B = Blue	W = Wide	
		GO = Gold	A = Amber		
		GR = Green	CW = Cool White		
		RE = Red	WW = Warm White		
		PE = Pewter			
		CH = Champagne			
		BL = Blue			
		LB = Light Bronze			
Examples:					
IP20	400	BK	RGBA	N	CHSP-IP20-400-BK-RGBA-N
IP20	800	WH	RRRR	M	CHSP-IP20-800-WH-RRRR-M
IP67	1,200	BL	GGGG	W	CHSP-IP67-1200-BL-GGGG-W

* Magic Amber is the term used for the unit's ability to bring in amber when mixing colours that require it.





Chroma-Q™ Color Span™ LED Fixture

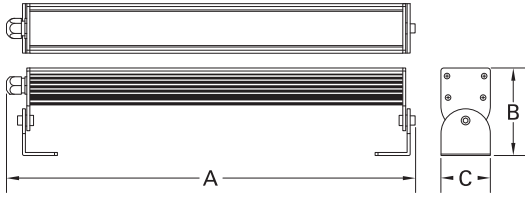
Part No:
CHSP...(followed by
your 5 option codes)

SPECIFICATION SHEET

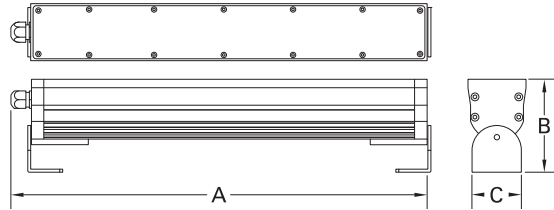
V 1.3

400mm / 16" LENGTH

IP20

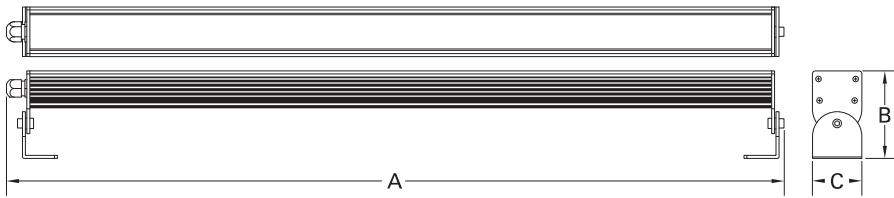


IP67

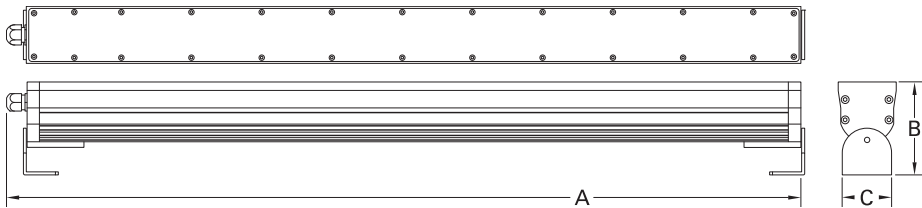


800mm / 32" LENGTH

IP20

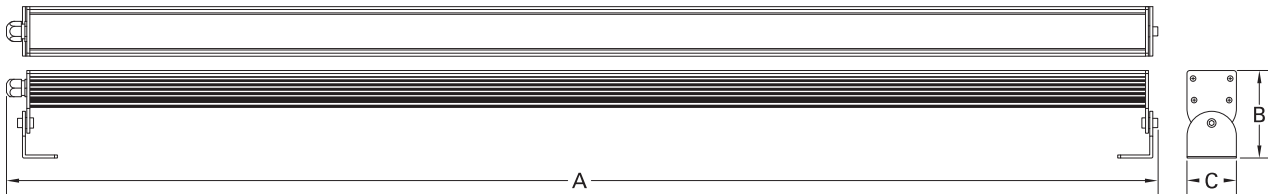


IP67

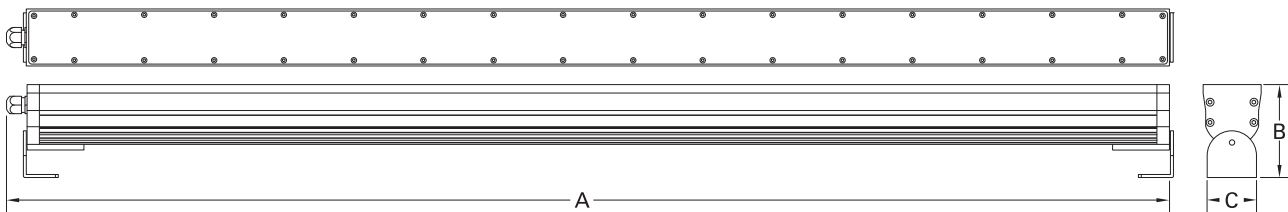


1,200mm / 48" LENGTH

IP20



IP67



* Magic Amber is the term used for the unit's ability to bring in amber when mixing colours that require it.

www.chroma-q.com

All Chroma-Q LED products are licensed by Color Kinetics. Chroma-Q and all associated product names are recognised trademarks, for more information visit www.chroma-q.com/trademarks. The rights and ownership of all trademarks are recognised. The information contained herein is correct at the time of printing, however as we are constantly refining our product range we reserve the right to change the specification without notice. E60E.

