




Chroma-Q™ Color Block 2 Plus



Improved Brightness, Same Innovative Design

The Chroma-Q™ Color Block 2 Plus™ is a higher output version of the original Color Block 2™ multi-purpose LED fixture that retains the same versatile modular 'building block' design, single colour RGBA optics, high light output and theatrical grade dimming to create an exceptional all-round feature set.

Color Block 2 Emulation Mode

For maximum convenience, it also features a Color Block 2 emulation mode, to simulate the lumen output of the original LED engine when used alongside other Color Block 2 fixtures.

Extensive Colour Palette

With its extensive colour palette and high CRI of 90, the Color Block 2 Plus fixture is a master at creating vibrant bold colours and subtle theatrical hues. Combined with its built-in variable colour temperature capability, even flesh tones look natural, satisfying all but the most critical eye.

Single Colour Output

The four large, camera-friendly LED cells offer performers less glare and mix beautifully for single colour output, virtually eliminating the frustrating colour separation shadows normally synonymous with LED lighting. The beam optics have a soft asymmetrical quality carefully crafted to give an immediate perfect colour blend for uplighting surfaces, yet retain a soft Fresnel-like edge for direct illumination. The Color Block 2 Plus fixture is bright enough to uplight a 6m / 20 foot set and then some.



Theatrical Grade Dimming

In addition, the fixture provides a smooth, theatrical grade dimming experience, whilst retaining the instant strobe-like control of intensity normally associated with LED technology.

Key Features

- Color Block 2 emulation mode
- Compatible with all Color Block 2 PSUs and accessories
- CRI of 90 – for tungsten emulation
- Extensive colour range - create subtle theatrical hues
- Single colour diffused optics - virtually eliminate multicoloured shadows & offer camera friendly output
- Exceptional colour brightness & light output levels
- Modular construction with range of fixing accessories - easily configured as a wide variety of shapes

Extensive colour palette.



Single colour output RGBA optics mix within the fixture, practically eliminating multicoloured shadows and providing natural flesh tones.



Color Block 2 Plus Technical Specification

Product Code	CHCB4M2P
Dimensions	250mm x 62mm x 119mm / 9.8" x 2.4" x 4.7"
Weight	1.3kg / 2.8lbs
Shipping Dimensions	305mm x 127mm x 171mm / 12.5" x 5" x 6.75"
Shipping Weight	1.4kg / 3.1lbs
Power Input Rating	48V DC
Power Factor	0.978
Typical Power & Current	Measurements done with all LEDs at max.intensity. Measurements made at nominal voltage. Allow for a deviation of +/- 10%.
Power Connector In/Out	XLR4 in/out

Max Cable Run	60m / 200'
Power Supply	External - see PSUs below
Cooling System	Forced Air - 1 fan
Construction	Anodised aluminium extrusion
Colour	Black
Built-In Hardware	Interlocking system & quick release catches for connecting as battens, 2x M10 nuts for additional fixings
IP Rating	IP20
Approvals	CISPR22/EN55022 & CISPR 24/EN55024, ICES-003:2004 / FCC Part 15 Subpart B: 2007

Control & Photometric

LEDs	4 LED engines: 12 (3 x RGBA): 48 total LEDs
Control Modes	FxHSI, HSI, RGB (*Magic Amber), RGBA, RGBI (*Magic Amber), Look Select. (For full control modes, see spec).
Dimming Curve	Theatrical
Variable Effects Engine	Yes
Effects Parameters	Grouping, colour speed, fan, range, step, intensity effects, intensity fan
Hot Lumen Output	600

Optics	Specialised close focus lens
Beam Angle	25° (approx.)
Beam Distribution	Asymmetrical direct illumination
CCT	Adjustable 1,000 - 10,000k
Colour Gamut	Performance enhanced
CRI	90
Lamp Life	L70 at 50,000 hours

Color Block 5-Way Power Supply (to suit up to 5 Color Block 2)

Product Code	CHCBPSU05
Dims.	219mm x 88mm x 279mm / 8.6" x 3.5" x 11"
Weight	3.9kg / 8.6lbs
Power	100-240VAC 50/60Hz, 480W, IEC chassis male

Control	ANSI E1.1 DMX-512A, XLR5 in & through
IP Rating	IP20
Approvals	UL 609501, CAN/CSAC22.2 NO.609501-03, UL 1573, CAN/CSAC22.2 NO.166-M1983

Color Block 30-Way Power Supply (to suit up to 30 Color Block 2)

Product Code	CHCBPSU30
Dims.	483mm x 368mm x 89mm (2U) / 19" x 14.5" x 3.5"
Weight	11.1kg / 24.5lbs
Power	100-240VAC 50/60Hz, 2160W, trailing lead

Control	ANSI E1.1 DMX-512A, XLR5 in & through
IP Rating	IP20
Approvals	UL 609501, CAN/CSAC22.2 NO.609501-03, UL 1573, CAN/CSAC22.2 NO.166-M1983

Accessories

CHCBSY	Yoke attachment
CHCBCY	Yoke / floor kit for single unit
CHCBBB	Batten bracket kit for up to 5 units
CHCBBF4	Blinder frame for 4 units

CHCBLP250	250mm / 9.8" LED pipe (single unit)
CHCBLP1300	1.3m / 51.2" LED pipe (5-way batten)
CHCBWB	Wall bracket for single unit
MUCX4SDP-0.22	Single link cable for use in battens

*Magic Amber is the term used for the unit's ability to bring in amber when mixing colours that require it.

For the latest news and information on the Chroma-Q range, visit www.chroma-q.com