



Chroma-Q®
BRILLIANT SOLUTIONS

Accessories



Color Force II and Studio Force II Accessories

chroma-q.com

Mounting Accessories

Hang Force



The Hang Force bracket allows fixtures to be hung from trusses where the position of clamps might not align with the original fixture clamp position. Uses rapid ¼ turn locks to quickly install and remove from fixture.


Available for Color Force II and Studio Force II 48 and 72.

CQ641-9003 Hang Force kit for Color Force II & Studio Force II 48 black

CQ641-9004 Hang Force kit for Color Force II & Studio Force II 48 white

CQ641-9103 Hang Force kit for Color Force II & Studio Force II 72 black

CQ641-9104 Hang Force kit for Color Force II & Studio Force II 72 white



Truss Mount



Floor Mount

Brute Force 6 & Brute Force 4

The Brute Force mounting accessory has been designed to ensure optimal functionality across a variety of applications.

To provide an additional level of protection when using Brute Force outdoors or in studio-simulated weather conditions, the fixture must be fitted with the weather cover optional accessory.

Available for Studio Force II 48*.


* please note fixtures not included

CHBF6FRW-KIT Brute Force 6 including frame, weatherproof cover, flightcase and cables

CHBF4FRW-KIT Brute Force 4 including frame, weatherproof cover, flightcase and cables

Brute Force 6

Brute Force 6 is the six lamp option and has on-board multi-point fixings to allow easy rigging and the option to combine units to form larger arrays - such as combining four units to create comparable output to a full Wendy light.



Brute Force 4

Brute Force 4 is the four lamp option and is supplied with a yoke and standard TV spigot for conventional rigging.



Beam Diffusion Accessories

Border Lens



A border lens widens the beam angle to 43° x 43°.

Useful for general diffusion.

Available for Color Force II and Studio Force II 12, 48 and 72.

- CHCFBL12 Border light lens for Color Force II and Studio Force II 12
- CHCFBL48 Border light lens for Color Force II and Studio Force II 48
- CHCFBL72 Border light lens for Color Force II and Studio Force II 72

Cyc Lens



A cyc lens widens the beam asymmetrically to an angle to 80° x 35°.

Useful for increasing the gap up to 18 inches between fixture on a cyc.

Available for Color Force II and Studio Force II 12, 48 and 72.

- CHCFCL12 Cyc lens for Color Force II and Studio Force II 12
- CHCFCL48 Cyc lens for Color Force II and Studio Force II 48
- CHCFCL72 Cyc lens for Color Force II and Studio Force II 72

Clear Lens



A clear lens helps to protect the front lens element in harsh environments and touring.

Available for Color Force II and Studio Force II 12, 48 and 72.

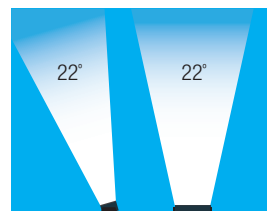
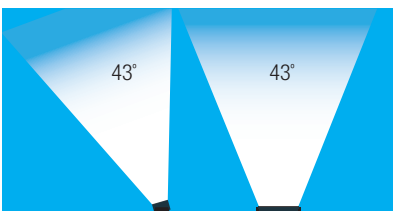
- CHCFTL12 Clear lens for Color Force II and Studio Force II 12
- CHCFTL48 Clear lens for Color Force II and Studio Force II 48
- CHCFTL72 Clear lens for Color Force II and Studio Force II 72



Border Optic 43° x 43° (approx.)

Cyc Optic 80° x 35° (approx.)

Standard 22° x 22° (approx.)



Lightbank




The Lightbank converts the fixture into a softbox. It comes with three different diffusers to provide a larger source effect and soft shadows

Note: a Lightbank adaptor (speedring) is required to mount the Lightbank onto the fixture.

Available for Color Force II and Studio Force II 12.

CHCFLB12 Lightbank for Color Force II and Studio Force II 12

Lightbank Adaptor



The Lightbank adaptor (speedring) allows the Lightbank to be mounted onto the fixture.

Available for Color Force II and Studio Force II 12.

CHCFLBA12 Speedring Chimera adaptor

Diffuser Box



A diffuser box helps create a soft homogenised output as it disperses light through one lens instead of four.

Available for Color Force II and Studio Force II 12.

* please note barndoor not included

CHCFDBX Diffuser box black

CHCFDBXW Diffuser box white

Zip Hood



Zip hood for Color Force II and Studio Force II 12, diffuses light from the fixture and directs it perpendicular to the lens.

For example, when the fixture is used as foot light.

Available for Color Force II and Studio Force II 12.

CHCFZH Zip hood for Color Force II and Studio Force II 12

Beam Control Accessories

LightGuard 48 & 72



The LightGuard provides light spill or glare protection for audience, camera or nearby walls. One or two can be installed on a fixture.

Folds down to cover the fixtures lens for storage and provides lens protection.

Available for Color Force II and Studio Force II 48 and 72.

CQ641-9020 LightGuard for Color Force II & Studio Force II 48 black

CQ641-9021 LightGuard for Color Force II & Studio Force II 48 white

CQ641-9016 LightGuard for Color Force II & Studio Force II 72 black

CQ641-9017 LightGuard for Color Force II & Studio Force II 72 white

Barn Door



The four doors of the barn door accessory can be adjusted to shape the beam of the LED fixture. Barn doors are often used to shutter light from undesired places, creating a beam with a soft edge.

Available for Color Force II and Studio Force II 12.

CHCFBD12 Barn door for Color Force II & Studio Force II 12 black

CHCFBD12W Barn door for Color Force II & Studio Force II 12 white

Egg Crate Louver



The egg crate louver manipulates the beam of light to make it narrower.

Available for Color Force II and Studio Force II 12.

CHCFECL12 Egg Crate Louvre for Color Force II & Studio Force II 12

Half Top Hat



The half top hat helps to control light spill from the fixture and to reduce the viewing angle to the lens.

Available for Color Force II and Studio Force II 12.

CHCFHTH12 Half Top Hat for Color Force II & Studio Force II 12

Top Hat




The top hat accessory serves to control light spill from the fixture and to reduce the viewing angle to the lens.

Available for Color Force II and Studio Force II 12.

CHCFTH12 Top Hat for Color Force II and Studio Force II 12

Communication Accessories

RF LumenRadio Kit Option



RF LumenRadio option.

Add wireless DMX to any Color Force II or Studio Force II fixture.

CH641-9070 RF LumenRadio kit option

Uploader II




The Uploader II is a software storage device designed to upload a new software version from a computer host to new Chroma-Q devices. Built to be lightweight and durable, the unit is ideal for quick and easy software upgrades.

CHUSBLOADER2 Uploader II

Mounting Accessories

Spigot Adaptor



A spigot adaptor allows the fixture to be mounted on a stand with a 5/8 inch pin.

Available for Color Force II and Studio Force II 12.

CHCFSA12 Spigot adaptor