



**Chroma-Q®**  
BRILLIANT SOLUTIONS

**Specification Sheet - Version: 1.0**  
**Chroma-Q® Studio Force II Plus™ V48**  
**Part No: CQ1641-4000**

**DESCRIPTION**

Brighter than ever, The Studio Force II Plus™ is using a homogenised LED source capable of delivering variable colour temperature, plus/minus green shift control, and the ability to produce deep saturated colours when needed, the Studio Force II Plus™ is specifically designed for TV Broadcast and film applications but also performs particularly well in other situations demanding high quality tuneable white light such as touring key lights, exhibitions, corporate events, and theatre lighting.

The Studio Force II Plus™ uses the same ColorSure™ technologies found in other innovative Chroma-Q® fixtures to deliver consistent colour across same model fixtures.

**FEATURES**

- Full spectrum tuneable white light engine
- High intensity homogenized output
- Extremely smooth uniform wash
- 2,800K - 6,500 K CCT Variable white
- Variable tint +/-2 (green shift)
- Extreme output - 27,000 lumens
- Superb smooth dimming
- Ideal for TV Broadcast and film
- PowerCON TRUE1 input and output for easy daisy chaining of fixtures
- Hidden quick release lever for tilt adjustment

**ORDERING INFORMATION**

- CQ1641-4000: Chroma-Q Studio Force II Plus 48, black
- CQ1641-4100: Chroma-Q Studio Force II Plus 48, white
- CQ1641-4500: Chroma-Q Studio Force II Plus 48, w/LumenRadio, black
- CQ1641-4600: Chroma-Q Studio Force II Plus 48, w/LumenRadio, white

**ACCESSORIES**

- CHCFBL48 Chroma-Q border lens for Studio Force II Plus 48
- CHCFCL48 Chroma-Q cyc lens for Studio Force II Plus 48
- CHCFTL48 Chroma-Q clear lens Studio Force II Plus 48
- CQ641-9003 Chroma-Q Hang Force black for Studio Force II Plus 48
- CQ641-9004 Chroma-Q Hang Force white for Studio Force II Plus 48
- CQ641-9020 Chroma-Q Light Guard Studio Force II Plus 48, black
- CQ641-9021 Chroma-Q Light Guard Studio Force II Plus 48, white

**OVERALL SPECIFICATIONS**

Net Dimensions (without fixings):	Length: 1,181mm / 46.5" Width: 165mm / 6.5" Height: 191mm / 7.5"
Net Weight:	18kg / 40lb
Shipping Dimensions:	Length: 1,295mm / 51" Width: 305mm / 12" Height: 320mm / 12.5"
Shipping Weight:	21kg / 46lb
Power Supply:	Built-in
Power Input Rating:	100-240V AC 50-60Hz 550VA
Power Factor:	0.97 @ 120V AC, 0.92 @ 240V AC
Power Consumption:	550W @ 120V AC, 550W @ 240V AC
Idle Power Consumption:	27W @ 120V, AC 30W @ 240V AC
Typical Power & Current:	Measurements done with all LEDs at maximum intensity. Measurements made at nominal voltage. Allow for a deviation of +/- 10%
Power Connectors In/Out:	Neutrik powerCON TRUE1
Data Connectors In/Out:	Neutrik XLR 5-pin
Max Fixtures in Series:	3 x fixtures @110V, 6 x Fixtures @240V
Control Protocol:	ANSI E1.11 USITT DMX 512-A
Cooling System:	Combined convection and forced air - 2 fan
Operating Temperature:	0°C to 40°C
Construction:	Anodised aluminium extrusion
Colour:	Black / white
Built-In Hardware:	Quick release lever for tilt adjustment
IP Rating:	IP20
Control Modes:	RGBW, RGB, KHi, HSi, Cine-Q. Grouping x1, x4, Odd/Even
Dimming Curve:	Linear
Hot Lumen Output (Combined):	27,000 lm
Optics:	Fully homogenised lenses
Beam Angle:	22° (approx.)
Beam Distribution:	Symmetrical direct illumination
CCT:	Adjustable 2800 - 6500K
Colour Gamut:	Performance enhanced
CRI:	92 @ 3200K 94 @ 4400K 94 @ 5600K
TM-30 Rf (Fidelity Index)	92 @ 3200K 94 @ 4400K 90 @ 5600K
LED Life:	L70 at 50,000 hours
Approvals:	CISPR 32:2015 /EN 55032:2015, CISPR 24:2010/EN 55024:2010, IEC 60598-2-17:1984 + A1:1987+A2:1990 used in conjunction with IEC 60598-1: 2008 (Seventh Edition) FCC Part 15 Subpart B:2015 & ICES-003:2016 CSA C22.2 No. 166:2015-06 UL 1573:2003 R:2014-01



**PHOTOMETRIC DATA**



**Fixture model**

Studio Force II Plus V48 (5600K)

Field: 45°

Beam: 22°

Magnification (mf): 0.39 x

Candelas: 113700 Cd

Lumens: 27000 lm

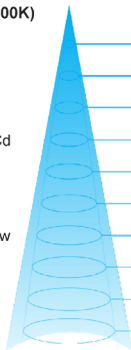
Watts: 523 w

Lumen/w: 217.5 lm/w

CRI Ra: 95

TM-30 Rf / Rg: 91 / 103

Duv: -0.0003



**Fixture photometric table**

Throw Distance		Field Spread		Beam Spread		Full On	
m	ft	m	ft	m	ft	Lux	Footcandle
1.00 m	3.3 ft	0.8 m	2.7 ft	0.4 m	1.3 ft	113700 lx	10563 fc
1.53 m	5.0 ft	1.3 m	4.2 ft	0.6 m	2.0 ft	48571 lx	4512 fc
3.05 m	10.0 ft	2.5 m	8.3 ft	1.2 m	3.9 ft	12223 lx	1136 fc
3.95 m	13.0 ft	3.3 m	10.7 ft	1.5 m	5.0 ft	7287 lx	677 fc
4.56 m	15.0 ft	3.8 m	12.4 ft	1.8 m	5.8 ft	5468 lx	508 fc
6.10 m	20.0 ft	5.1 m	16.6 ft	2.4 m	7.8 ft	3056 lx	284 fc
6.85 m	22.5 ft	5.7 m	18.6 ft	2.7 m	8.7 ft	2423 lx	225 fc
7.63 m	25.0 ft	6.3 m	20.7 ft	3.0 m	9.7 ft	1953 lx	181 fc
9.15 m	30.0 ft	7.6 m	24.9 ft	3.6 m	11.7 ft	1358 lx	126 fc
10.07 m	33.0 ft	8.3 m	27.4 ft	3.9 m	12.8 ft	1121 lx	104 fc



**Fixture model**

Studio Force II Plus V48 (5600K) BorderLens

Field: 80°

Beam: 40°

Magnification (mf): 0.73 x

Candelas: 34100 Cd

Lumens: 24000 lm

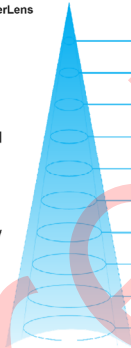
Watts: 523 w

Lumen/w: 65.2 lm/w

CRI Ra: 95

TM-30 Rf / Rg: 91 / 103

Duv: -0.0003



**Fixture photometric table**

Throw Distance		Field Spread		Beam Spread		Full On	
m	ft	m	ft	m	ft	Lux	Footcandle
1.00 m	3.3 ft	1.7 m	5.5 ft	0.7 m	2.4 ft	34100 lx	3168 fc
1.53 m	5.0 ft	2.6 m	8.4 ft	1.1 m	3.7 ft	14567 lx	1353 fc
3.05 m	10.0 ft	5.1 m	16.8 ft	2.2 m	7.3 ft	3666 lx	341 fc
3.95 m	13.0 ft	6.6 m	21.7 ft	2.9 m	9.4 ft	2186 lx	203 fc
4.56 m	15.0 ft	7.7 m	25.1 ft	3.3 m	10.9 ft	1640 lx	152 fc
6.10 m	20.0 ft	10.2 m	33.6 ft	4.4 m	14.6 ft	916 lx	85 fc
6.85 m	22.5 ft	11.5 m	37.7 ft	5.0 m	16.4 ft	727 lx	68 fc
7.63 m	25.0 ft	12.8 m	42.0 ft	5.6 m	18.2 ft	586 lx	54 fc
9.15 m	30.0 ft	15.4 m	50.4 ft	6.7 m	21.9 ft	407 lx	38 fc
10.07 m	33.0 ft	16.9 m	55.4 ft	7.3 m	24.0 ft	336 lx	31 fc



**Fixture model**

Studio Force II Plus V48 (5600K) CycLens

Field: 100°

Beam: 44°

Magnification (mf): 0.81 x

Candelas: 31800 Cd

Lumens: 22600 lm

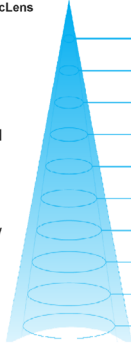
Watts: 523 w

Lumen/w: 60.9 lm/w

CRI Ra: 95

TM-30 Rf / Rg: 91 / 103

Duv: -0.0003



**Fixture photometric table**

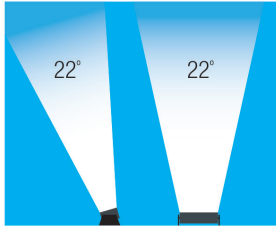
Throw Distance		Field Spread		Beam Spread		Full On	
m	ft	m	ft	m	ft	Lux	Footcandle
1.00 m	3.3 ft	2.4 m	7.8 ft	0.8 m	2.7 ft	31800 lx	2954 fc
1.53 m	5.0 ft	3.6 m	12.0 ft	1.2 m	4.1 ft	13585 lx	1262 fc
3.05 m	10.0 ft	7.3 m	23.9 ft	2.5 m	8.1 ft	3418 lx	318 fc
3.95 m	13.0 ft	9.4 m	30.9 ft	3.2 m	10.5 ft	2038 lx	189 fc
4.56 m	15.0 ft	10.9 m	35.7 ft	3.7 m	12.1 ft	1529 lx	142 fc
6.10 m	20.0 ft	14.5 m	47.7 ft	4.9 m	16.2 ft	855 lx	79 fc
6.85 m	22.5 ft	16.3 m	53.6 ft	5.5 m	18.2 ft	678 lx	63 fc
7.63 m	25.0 ft	18.2 m	59.7 ft	6.2 m	20.2 ft	546 lx	51 fc
9.15 m	30.0 ft	21.8 m	71.6 ft	7.4 m	24.3 ft	380 lx	35 fc
10.07 m	33.0 ft	24.0 m	78.7 ft	8.1 m	26.7 ft	314 lx	29 fc



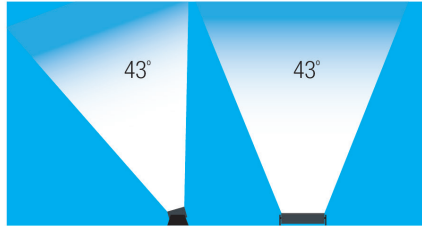
**Chroma-Q**<sup>®</sup>  
BRILLIANT SOLUTIONS

**Specification Sheet - Version: 1.0**  
**Chroma-Q<sup>®</sup> Studio Force II Plus™ V48**  
**Part No: CQ1641-4000**


### BEAM ANGLES



STANDARD 22° X 22° (approx)



BORDER OPTIC 43° X 43° (approx)



CYC OPTIC 80° X 35° (approx)

### DIMENSIONS

