


Step by Step Assembly Guide

Pole Operated Pan & Tilt Unit

for Chroma-Q® Space Force onebytwo™



Chroma-Q®
BRILLIANT SOLUTIONS

Part Number: CQ647-9020
For use with Space Force onebytwo™

1. Before you start work

Parts and tools required:


Chroma-Q Space Force onebytwo pole operated unit.

8 x mounting block retaining screws - M4X25 hex socket cap.

Philips No. 2 screwdriver.

Hex key 6mm.

Hex key 3mm.



2. Remove slotted mounting block and retain

Parts and tools required:

Hex key 6mm.




3. Remove Space Force standard unit brackets (2)

Parts and tools required:

Philips No. 2 screwdriver.

Important: protect front screen of Space Force from damage.



4. Fit slotted mounting block

Parts and tools required:

4 x mounting block retaining screws.

1 x slotted mounting block.

Hex key 3mm.

Important: fit block to right hand side when viewed from the back. Tighten screws securely.



5. Fit pole operated unit

Parts and tools required:

4 x mounting block retaining screws.

1 x pole operated unit.

Hex key 3mm.

Important: fit block to left hand side when viewed from the back. Rotate unit tube to access screw holes. Tighten screws securely.



6. Attach pole operated unit to slotted mounting block

Parts and tools required:

Hex key 6mm.

Important: rotate adjustment cup to engage mounting block slot. Tighten screw securely.



7. Check screws are secure and correct operation of pole operated unit

Parts and tools required:

Hex key 6mm.

Hex key 3mm.

Approvals & Disclaimer

The information contained herein is offered in good faith and is believed to be accurate. However, because conditions and methods of use of our products are beyond our control, this information should not be used in substitution for customer's tests to ensure that Chroma-Q products are safe, effective, and fully satisfactory for the intended end use. Suggestions of use shall not be taken as inducements to infringe any patent. Chroma-Q sole warranty is that the product will meet the Chroma-Q sales specifications in effect at the time of shipment. Your exclusive remedy for breach of such warranty is limited to refund of purchase price or replacement of any product shown to be other than as warranted.

Chroma-Q reserves the right to change or make alteration to devices and their functionality without notice due to on-going research and development.

The Chroma-Q pole operated pan and tilt unit has been designed specifically for the lighting industry. Regular maintenance should be performed to ensure that the product performs well in the entertainment environment.

If you experience any difficulties with any Chroma-Q products please contact your selling dealer. If your selling dealer is unable to help please contact support@chroma-q.com. If the selling dealer is unable to satisfy your servicing needs, please contact the following for full factory service:

Outside North America:
Tel: +44 (0)1494 446000
Fax: +44 (0)1494 461024
support@chroma-q.com

North America:
Tel: +1 416-255-9494
Fax: +1 416-255-3514
support@chroma-q.com

For further information please visit the Chroma-Q website at www.chroma-q.com.

Chroma-Q is a trademark, for more information on this visit www.chroma-q.com/trademarks.

The rights and ownership of all trademarks are recognised.